



FusionSolar[®] Residential & Commercial Smart PV Solution



Iris Hellas
Technology Innovations
www.irishellas.com

SOLAR.HUAWEI.COM/EU/



HUAWEI

About Huawei

Huawei is a leading global provider of information and communications technology (ICT) infrastructure and smart devices. With integrated solutions across four key domains – telecom networks, IT, smart devices, and cloud services – we are committed to bringing digital to every person, home and organization for a fully connected, intelligent world. Huawei's end-to-end portfolio of products, solutions and services are both competitive and secure. Through open collaboration with ecosystem partners, we create lasting value for our customers, working to empower people, enrich home life, and inspire innovation in organizations of all shapes and sizes. At Huawei, innovation focuses on customer needs. We invest heavily in basic research, concentrating on technological breakthroughs that drive the world forward.

 Employees
194,000+

 Interbrand's Top 100 Best Global Brands
74

 **160GW+**
Accumulated global shipment by the end of 2020

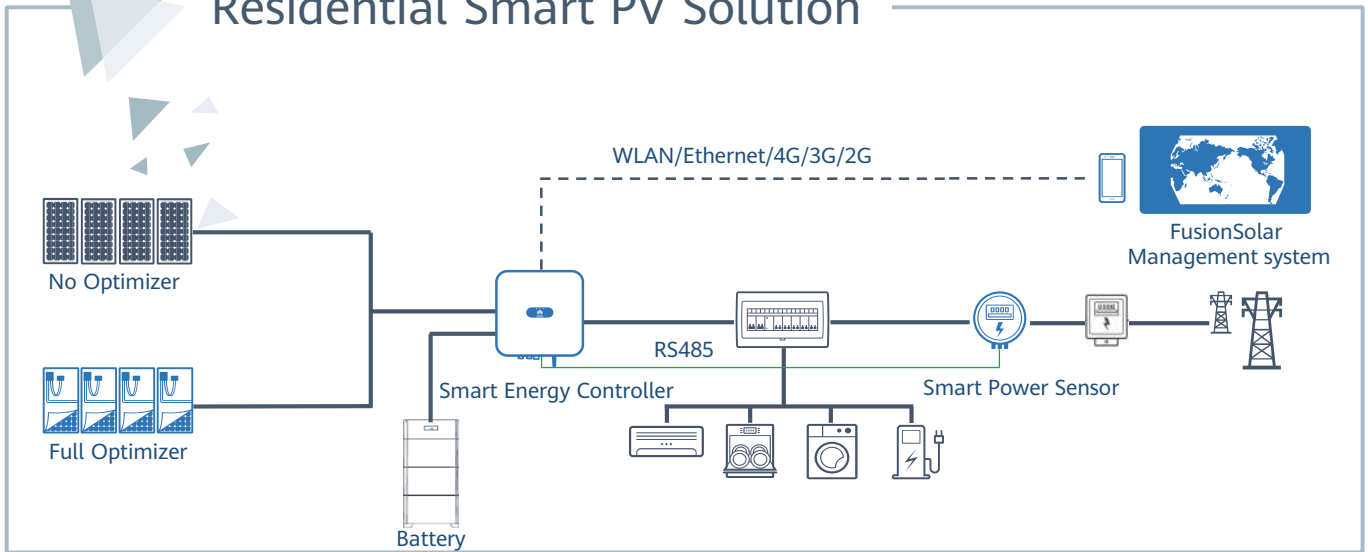
 R&D Personnel
96,000+

 Fortune Global 500
49

 Countries
170+

 Research institutes /labs/centers
14

Residential Smart PV Solution



Optimal Electricity Cost

Up to 30% More Energy by Optimizers

2x POWER Battery Ready for More Energy Consumption

Active Safety

AI Powered Active Arcing Protection

Pinpoint Arc Fault Positioning

Better Experience

One-Fits-All Solution, Easier Business

Module Auto-Mapping within 5 sec



Smart Energy Controller



Iris Hellas
Technology Innovations
www.irishellas.com



Active Safety

AI Powered
Active Arcing Protection



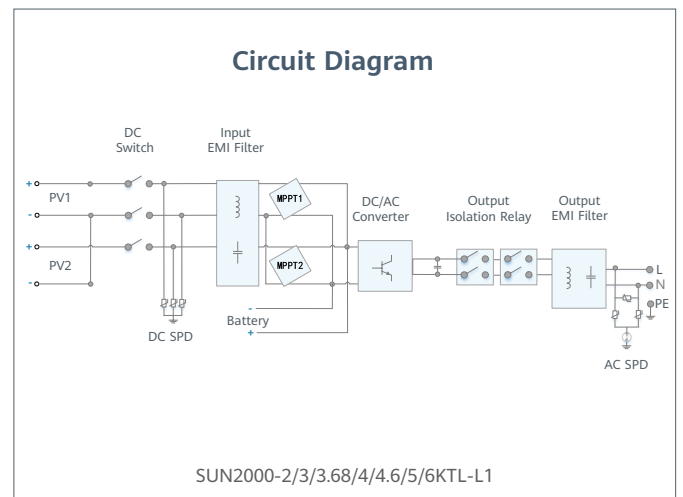
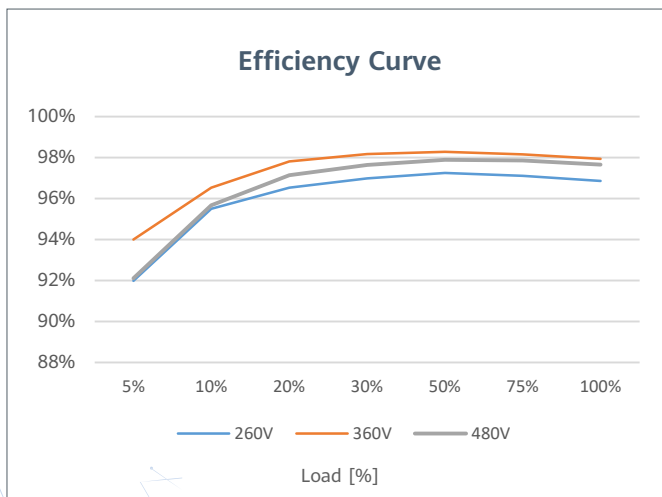
Higher Yields

Up to 30% More
Energy with Optimizer



2x POWER Battery Ready

5KW AC Output plus
5KW Battery Charge



SUN2000-2/3/3.68/4/4.6/5/6KTL-L1 Technical Specification

Technical Specification	SUN2000 -2KTL-L1	SUN2000 -3KTL-L1	SUN2000 -3.68KTL-L1	SUN2000 -4KTL-L1	SUN2000 -4.6KTL-L1	SUN2000 -5KTL-L1	SUN2000 -6KTL-L1
-------------------------	---------------------	---------------------	------------------------	---------------------	-----------------------	---------------------	---------------------

Efficiency

Max. efficiency	98.2 %	98.3 %	98.4 %	98.4 %	98.4 %	98.4 %	98.4 %
European weighted efficiency	96.7 %	97.3 %	97.3 %	97.5 %	97.7 %	97.8 %	97.8 %

Input (PV)

Recommended max. PV power ¹	3,000 Wp	4,500 Wp	5,520 Wp	6,000 Wp	6,900 Wp	7,500 Wp	9,000 Wp
Max. input voltage	600 V ²						
Start-up voltage	100 V						
MPPT operating voltage range	90 V – 560 V ²						
Rated input voltage	360 V						
Max. input current per MPPT	12.5 A						
Max. short-circuit current	18 A						
Number of MPP trackers	2						
Max. input number per MPP tracker	1						

Input (DC Battery)

Compatible Battery	LG Chem RESU 7H_R / 10H_R						
Operating voltage range	350 ~ 450 Vdc						
Max operating current	10 A @7H_R / 15 A @10H_R						
Max charge power	3,500 W @7H_R / 5,000 W @10H_R						
Max discharge Power @7H_R	2,200 W	3,300 W	3,500 W	3,500 W	3,500 W	3,500 W	3,500 W
Max discharge Power @10H_R	2,200 W	3,300 W	3,680 W	4,400 W	4,600 W	5,000 W	5,000 W

Compatible Battery	HUAWEI Smart ESS Battery 5kWh – 30kWh						
Operating voltage range	350 ~ 560 Vdc						
Max operating current	15 A						
Max charge Power	5,000 W ³						
Max discharge Power	2,200 W	3,300 W	3,680 W	4,400 W	4,600 W	5,000 W	5,000 W

Output (On Grid)

Grid connection	Single phase						
Rated output power	2,000 W	3,000 W	3,680 W	4,000 W	4,600 W	5,000 W ⁴	6,000 W
Max. apparent power	2,200 VA	3,300 VA	3,680 VA	4,400 VA	5,000 VA ⁵	5,500 VA ⁶	6,000 VA
Rated output voltage	220 Vac / 230 Vac / 240 Vac						
Rated AC grid frequency	50 Hz / 60 Hz						
Max. output current	10 A	15 A	16 A	20 A	23 A ⁷	25 A ⁷	27.3 A
Adjustable power factor	0.8 leading ... 0.8 lagging						
Max. total harmonic distortion	≤ 3 %						

Output (Off Grid)

Backup Box (Optional)	Backup Box – B0						
Maximum apparent power	2,000 VA	3,000 VA	3,680 VA	4,000 VA	4,600 VA	5,000 VA	5,000 VA
Rated output voltage	220 V / 230 V						
Maximum output current	9.1 A	13.6 A	16.7 A	18.2 A	20.9 A	22.7 A	22.7 A
Power factor range	0.8 leading ... 0.8 lagging						

¹ Inverter max input PV power is 10,000 Wp when long strings are designed and fully connected with SUN2000-450W-P power optimizers.
² The maximum input voltage and operating voltage upper limit will be reduced to 495 V when inverter connects and works with LG battery.
³ 2,500 W @ 5kWh HUAWEI ESS battery
⁴ AS4777.2: 4,991W. ⁵ VDE-AR-N 4105: 4,600VA / AS4777.2: 4,999VA. ⁶ AS4777.2: 4,999VA / C10/11:5,000VA ⁷ AS4777.2: 21.7A.

SUN2000-2/3/3.68/4/4.6/5/6KTL-L1
Technical Specification

Technical Specification	SUN2000 -2KTL-L1	SUN2000 -3KTL-L1	SUN2000 -3.68KTL-L1	SUN2000 -4KTL-L1	SUN2000 -4.6KTL-L1	SUN2000 -5KTL-L1	SUN2000 -6KTL-L1 ¹
-------------------------	---------------------	---------------------	------------------------	---------------------	-----------------------	---------------------	----------------------------------

Protection & Feature	
Anti-Islanding protection	Yes
DC reverse polarity protection	Yes
Insulation monitoring	Yes
DC surge protection	Yes, compatible with TYPE II protection class according to EN/IEC 61643-11
AC surge protection	Yes, compatible with TYPE II protection class according to EN/IEC 61643-11
Residual current monitoring	Yes
AC overcurrent protection	Yes
AC short-circuit protection	Yes
AC overvoltage protection	Yes
Over-heat protection	Yes
Arc fault protection	Yes
Battery reverse charging from grid	Yes

General Data	
Operating temperature range	-25 ~ +60 °C
Relative operating humidity	0 %RH ~ 100 %RH
Operating altitude	0 ~ 4,000 m (Derating above 2,000 m)
Cooling	Natural convection
Display	LED indicators; integrated WLAN + FusionSolar APP
Communication	RS485, WLAN via inverter built-in WLAN module Ethernet via Smart Dongle-WLAN-FE (Optional); 4G / 3G / 2G via Smart Dongle-4G (Optional)
Weight (incl. mounting bracket)	12.0 kg (26.5 lb)
Dimension (incl. mounting bracket)	365mm * 365mm * 156 mm (14.4 x 14.4 x 6.1 inch)
Degree of protection	IP65
Nighttime Power Consumption	< 2.5 W

Optimizer Compatibility	
DC MBUS compatible optimizer	SUN2000-450W-P

Standard Compliance (more available upon request)	
Safety	EN/IEC 62109-1, EN/IEC 62109-2
Grid connection standards	G98, G99, EN 50549-1, CEI 0-21, VDE-AR-N-4105, AS 4777.2, C10/11, ABNT, UTE C15-712, RD 1699, TOR D4, IEC61727, IEC62116

Smart Energy Controller



Active Safety

AI Powered
Active Arcing Protection



Higher Yields

Up to 30% More Energy
with Optimizer ¹



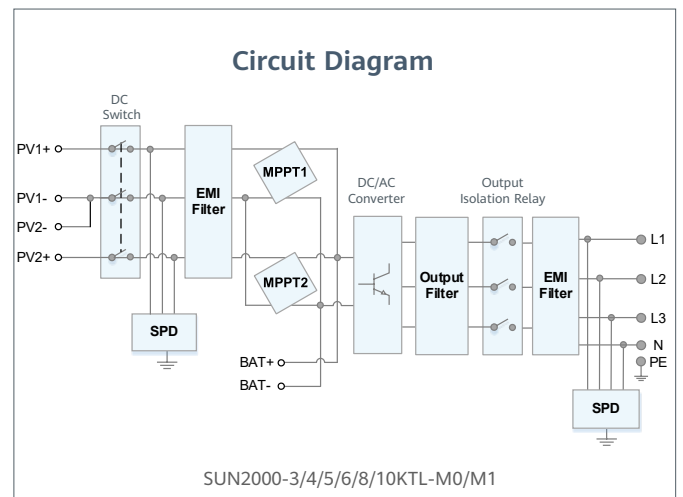
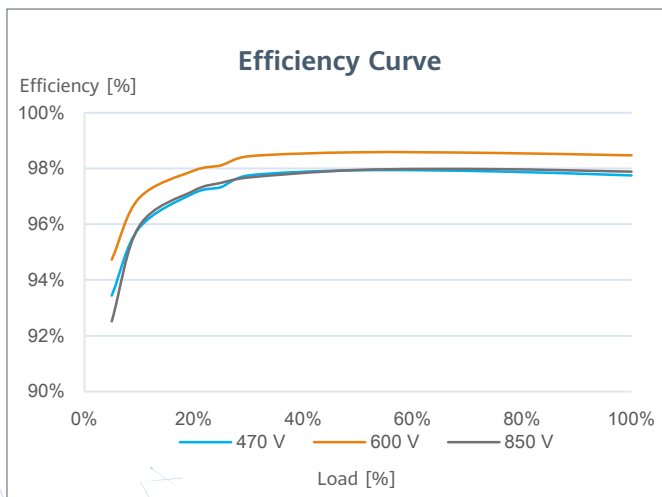
Battery Ready

Plug & Play battery interface ²



Flexible Communication

WLAN, Fast Ethernet, 4G
Communication Supported



¹ Only applicable to SUN2000-3/4/5/6/8/10KTL-M1 smart energy center.
² SUN2000-3/4/5/6/8/10KTL-M0 will be compatible with HUAWEI smart string ESS in Q1, 2021

SUN2000-3/4/5/6/8/10KTL-M1
Technical Specification

Technical Specification	SUN2000 -3KTL-M1	SUN2000 -4KTL-M1	SUN2000 -5KTL-M1	SUN2000 -6KTL-M1	SUN2000 -8KTL-M1	SUN2000 -10KTL-M1
-------------------------	---------------------	---------------------	---------------------	---------------------	---------------------	----------------------

Efficiency

Max. efficiency	98.2%	98.3%	98.4%	98.6%	98.6%	98.6%
European weighted efficiency	96.7%	97.1%	97.5%	97.7%	98.0%	98.1%

Input (PV)

Recommended max. PV power ¹	4,500 Wp	6,000 Wp	7,500 Wp	9,000 Wp	12,000 Wp	15,000 Wp
Max. input voltage ²	1,100 V					
Operating voltage range ³	140 V ~ 980 V					
Start-up voltage	200 V					
Rated input voltage	600 V					
Max. input current per MPPT	11 A					
Max. short-circuit current	15 A					
Number of MPP trackers	2					
Max. input number per MPP tracker	1					

Input (DC Battery)

Compatible Battery	HUAWEI Smart String ESS 5kWh – 30kWh					
Operating voltage range	600 V ~ 980 V					
Max operating current	16.7 A					
Max charge Power	10,000 W					
Max discharge Power	3,300 W	4,400 W	5,500 W	6,600 W	8,800 W	10,000 W

Output (On Grid)

Grid connection	Three-phase					
Rated output power	3,000 W	4,000 W	5,000 W	6,000 W	8,000 W	10,000 W
Max. apparent power	3,300 VA	4,400 VA	5,500 VA	6,600 VA	8,800 VA	11,000 VA ⁴
Rated output voltage	220 Vac / 380 Vac, 230 Vac / 400 Vac, 3W / N+PE					
Rated AC grid frequency	50 Hz / 60 Hz					
Max. output current	5.1 A	6.8 A	8.5 A	10.1 A	13.5 A	16.9 A
Adjustable power factor	0.8 leading ... 0.8 lagging					
Max. total harmonic distortion	≤ 3 %					

Output (Off Grid)

Backup Box	Backup Box – B1					
Maximum apparent power	3,000 VA	3,300 VA	3,300 VA	3,300 VA	3,300 VA	3,300 VA
Rated output voltage	220 V / 230 V					
Maximum output current	13.6 A	15 A	15 A	15 A	15 A	15 A
Power factor range	0.8 leading ... 0.8 lagging					

Features & Protections

Input-side disconnection device	Yes
Anti-Islanding protection	Yes
DC reverse polarity protection	Yes
Insulation monitoring	Yes
DC surge protection	Yes, compatible with TYPE II protection class according to EN/IEC 61643-11
AC surge protection	Yes, compatible with TYPE II protection class according to EN/IEC 61643-11
Residual current monitoring	Yes
AC overcurrent protection	Yes
AC short-circuit protection	Yes
AC overvoltage protection	Yes
Arc fault protection	Yes
Ripple receiver control	Yes
Integrated PID recovery ⁵	Yes
Battery reverse charging from grid	Yes

General Data

Operating temperature range	-25 ~ + 60 °C (-13 °F ~ 140 °F)
Relative operating humidity	0 %RH ~ 100 %RH
Operating altitude	0 ~ 4,000 m (13,123 ft.) (Derating above 2000 m)
Cooling	Natural convection
Display	LED Indicators; Integrated WLAN + FusionSolar App
Communication	RS485; WLAN/Ethernet via Smart Dongle-WLAN-FE; 4G / 3G / 2G via Smart Dongle-4G (Optional)
Weight (incl. mounting bracket)	17 kg (37.5 lb)
Dimension (incl. mounting bracket)	525 x 470 x 146.5 mm (20.7 x 18.5 x 5.8 inch)
Degree of protection	IP65
Nighttime Power Consumption	< 5.5 W ⁶

Optimizer Compatibility

DC MBUS compatible optimizer	SUN2000-450W-P
------------------------------	----------------

Standard Compliance (more available upon request)

Certificate	EN/IEC 62109-1, EN/IEC 62109-2, IEC 62116
Grid connection standards	G98, G99, EN 50438, CEI 0-21, VDE-AR-N-4105, AS 4777, C10/11, ABNT, UTE C15-712, RD 1699, TOR D4, NRS 097-2-1, IEC61727, IEC62116, DEWA

¹ Inverter max input PV power is 20,000 Wp when long strings are designed and fully connected with SUN2000-450W-P power optimizers.

² The maximum input voltage is the upper limit of the DC voltage. Any higher input DC voltage would probably damage inverter.

³ Any DC input voltage beyond the operating voltage range may result in inverter improper operating. ⁴ C10 / 11: 10,000 VA

⁵ SUN2000-3~10KTL-M1 raises potential between PV- and ground to above zero through integrated PID recovery function to recover module degradation from PID. Supported module types include: P-type (mono, poly).

⁶ <10 W when PID recovery function is activated.

Version No.:04-(20201006)

Smart String Energy Storage System



More Usable Energy

100% Depth of Discharge
Pack Level Energy Optimization



Flexible Investment

5kWh Modular Design,
Scalable from 5 to 30 kWh



Safe & Reliable

Lithium Iron Phosphate (LFP) Cell



Easy Installation

12 kg Power Module
50 kg Battery Module






Quick Commissioning

Automatically Detected in App



Perfect Compatibility

Compatible to Both Residential
Single & Three Phase Inverter

Technical Specification	LUNA2000-5-S0	LUNA2000-10-S0	LUNA2000-15-S0
			

Performance			
Power module	LUNA2000-5KW-C0		
Number of power modules	1		
Battery module	LUNA2000-5-E0		
Battery module energy	5 kWh		
Number of battery Modules	1	2	3
Battery usable energy ¹	5 kWh	10 kWh	15 kWh
Max. output power	2.5 kW	5 kW	5 kW
Peak output power	3.5 kW, 10 s	7 kW, 10 s	7 kW, 10 s
Nominal voltage (single phase system)	450 V		
Operating voltage range (single phase system)	350 – 560 V		
Nominal voltage (three phase system)	600 V		
Operating voltage range (three phase system)	600 – 980 V		

Communication	
Display	SOC status indicator, LED indicator
Communication	RS485 / CAN (only for parallel operation)

General Specification			
Dimension (W*D*H)	670 * 150 * 600 mm (26.4 * 5.9 * 23.6 inch)	670 * 150 * 960 mm (26.4 * 5.9 * 37.8 inch)	670 * 150 * 1320 mm (26.4 * 5.9 * 60.0 inch)
Weight (Floor stand toolkit included)	63.8 kg (140.7 lb)	113.8 kg (250.9 lb)	163.8 kg (361.1 lb)
Power module dimension (W*D*H)	670 * 150 * 240 mm (26.4 * 5.9 * 9.4 inch)		
Power module weight	12 kg (26.5 lb)		
Battery module dimension (W*D*H)	670 * 150 * 360 mm (26.4 * 5.9 * 14.0 inch)		
Battery module weight	50 kg (110.2 lb)		
Installation	Floor stand (standard), Wall mount (optional)		
Operating temperature	-10°C ~ + 55°C (-4°F ~ 131°F) ²		
Operating altitude	0 - 4,000 m (13,123 ft.) (Derating above 2,000 m)		
Environment	Indoor / Outdoor		
Relative humidity	5% ~ 95%		
Cooling	Natural convection		
Protection rating	IP 66		
Noise emission	<29 dB		
Cell technology	Lithium-iron phosphate (LiFePO4)		
Scalability	Max. 2 systems in parallel operation		
Compatible inverters	SUN2000-2/3/3.68/4/4.6/5/6KTL-L1, SUN2000-3/4/5/6/8/10KTL-M0 ⁴ , SUN2000-3/4/5/6/8/10KTL-M1		

Standard Compliance (more available upon request)	
Certificates	CE, RCM, CEC, VDE2510-50, IEC62619, IEC 60730, UN38.3

Ordering and Deliverable Part	
Product ordering model ⁵	LUNA2000-5KW-C0, LUNA2000-5-E0, LUNA2000 Wall Mounting Bracket

1. Test conditions: 100% depth of discharge (DoD), 0.2C rate charge & discharge at 25°C
2. Charge/discharge derating occurs when the operating temperature from -20°C to 5 °C.& 45 °C to 55 °C.
3. Refer to battery warranty letter for conditional application.
4. Available in Q1, 2021
5. Storage system is ordered and delivered in the form of power module and battery module separately with corresponding quantity.
Version No.:04-(20201006) SOLAR.HUAWEI.COM/EU/

Smart PV Optimizer



One-Fits-All Optimizer
Easier Business



<1.5 min Pairing with Inverter



<5s Module Auto-Mapping



Arc Fault Pinpoint
Positioning

Technical Specification	SUN2000-450W-P
-------------------------	----------------

Input	
Rated Input DC Power ¹	450 W
Absolute maximum input voltage	80 V
MPPT operating voltage range	8 - 80 V
Maximum Short Circuit Current (Isc)	13 A
Max. efficiency	99.5 %
Weighted efficiency	99.0 %
Overvoltage category	II

Output	
Max. output voltage	80 V
Max. output current	15 A
Output bypass ²	Yes
Shutdown output voltage per optimizer ³	0 V
Shutdown output impedance per optimizer	1k ohm ± 10 %

Standard Compliance	
Safety	IEC62109-1 (class II safety)
RoHS	Yes

General Data	
Dimension (W x H x D)	71 x 138 x 25 mm (2.8 x 5.4 x 1.0 inch)
Weight (including cables)	0.55 kg (1.2 lb.)
Installation part (optional)	Grounding Plate, Grounding Lug, PV Module Frame Plate
Input connector	Staubli MC4
Output connector	Staubli MC4
Input wire length	0.15 m (0.5 ft.)
Output wire length	1.2 m (3.9 ft.) ⁴
Operating temperature / humidity range	-40 °C ~ 85 °C ⁵ / 0 %RH ~ 100 %RH
Degree of protection	IP68
Compatible product	SUN2000-2/3/3.68/4/4.6/5/6KTL-L1, SUN2000-3/4/5/6/8/10KTL-M1, SUN2000-12/15/17/20KTL-M2, SUN2000-30/36/40KTL-M3 ⁶

Long String Design (Full Optimizer)	SUN2000-2-6KTL-L1	SUN2000-3-10KTL-M1	SUN2000-12-20KTL-M2	SUN2000-30-40KTL-M3
Minimum optimizer number per string	4	6	6	6
Maximum optimizer number per string	25	50	50	26
Maximum DC power per string	5,000 W	10,000 W	10,000 W	10,000 W

^{*1} Rated power of the module at STC shall not exceed "Rated Input DC Power" of power optimizer. Modules with power up to +5% power tolerance are acceptable.

^{*2} Power optimizer is bypassed in the string connected to an operating inverter when it fails to work


^{*3} Power optimizer output 0Vdc when disconnecting to the inverter or inverter is shutdown.

^{*4} Fits PV module in landscape and portrait installation.

^{*5} Full power capability refers to online smart design tool.

^{*6} SUN2000-30/36/40KTL-M3 is compatible with optimizer from 2021/03

Backup Box



Simple

Automatic detection & switchover



Reliable

Provide Reliable backup power

Technical Specification	Backup Box-B0	Backup Box-B1
AC Output (On grid)		
Grid connection	Single Phase	Three Phase
Rated voltage	220 V / 230 V	380 V / 400 V
AC frequency	50Hz / 60Hz	
AC output voltage range	198 V ~ 253 V	342 V ~ 440 V
AC Output (Backup)		
Load connection	Single Phase	Single Phase
Rated voltage	220 V / 230 V	220 V / 230 V
AC frequency	50Hz / 60Hz	
Maximum apparent power	5,000 VA	3,300 VA
Maximum output current	22.7 A	15.2 A
Switchover time	< 3 s	
AC Input (Inverter)		
Rated voltage	220 V / 230 V	380 V / 400 V
AC frequency	50Hz / 60Hz	
Compatible inverter	SUN2000-2/3/3.68/4/4.6/5/6KTL-L1	SUN2000-3/4/5/6/8/10KTL-M1
General Specification		
Operating temperature range	-20 °C to +45 °C (-4 °F to 113 °F)	
Relative humidity range	0 %RH ~ 100 %RH	
Dimensions (W * H * D)	400 x 350 x 130 mm (15.8 x 13.8 x 5.1 inch)	
Weight	11 kg	
Degree of protection	IP 65	

Smart Dongle-WLAN-FE



Smart

WLAN & Fast Ethernet (FE) communication
Support 3rd-party monitoring system ¹



Simple

Plug & Play
Support max. 10 devices



Reliable

IP65
Support auto reconnection

Technical Specification	SDongleA-05
General Data	
Max. Devices Supported	10
Max. Inverters Supported	10
Connection interface	USB
Ethernet Interface	10/100M Ethernet
Installation	Plug-and-play
Indicator	LED Indicator
Dimensions (W * H * D)	146 x 48 x 33 mm (5.1 x 1.9 x 1.3 inch)
Weight	90 g (0.2 lb.)
Degree of protection	IP65
Power consumption (typical)	2.5 W
Operation Mode	STA
Encryption Algorithm	Encryption Mechanism: WPA/WPA2 Encryption: TKIP/CCMP/AES
Wireless Parameter	
Supported standards & frequencies	802.11b/g/n (2.412G—2.484G)
Environment	
Operating temperature range	-30 °C to +65 °C (-22 °F to 149 °F)
Relative humidity range	5 - 95% RH
Storage temperature range	-40°C to +70°C (-40 °F to 158 °F)
Max. operating altitude	4,000 m (13,123 ft.)
Standard Compliance (more available upon request)	
Certificate	SRRC, CE, RCM
Inverter Compatibility	
Inverter model	SUN2000-2/3/3.68/4/4.6/5/6KTL-L1 SUN2000-3/4/5/6/8/10KTL-M0/M1 SUN2000-12/15/17/20KTL-M0/M2

¹: 3rd-party management system shall match the communication protocol with Huawei Smart Dongle.

Smart Dongle-4G



Smart

2G, 3G, 4G communication ¹
Support 3rd-party monitoring system ²



Simple

Plug & Play
Support max. 10 devices



Reliable

IP65
Support auto reconnection

Technical Specification	SDongleA-03-EU
-------------------------	----------------

General Data	
Max. Devices Supported	10
Max. Inverters Supported	10
Connection interface	USB
Installation	Plug-and-play
Indicator	LED Indicator
Dimensions (W * H * D)	130 x 48 x 33 mm (5.1 x 1.9 x 1.3 inch)
Weight	90 g (0.2 lb.)
Degree of protection	IP65
Power consumption (typical)	3.5 W

Wireless Parameter	
Sim card type	mini-sim (15 mm*25 mm)
Supported standards & frequencies	4G: FDD-LTE / TDD-LTE 3G: WCDMA / HSDPA / HSUPA / HSPA+ 2G: GSM / GPRS / EDGE ³

Environment	
Operating temperature range	-30 °C to +65 °C (-22 °F to 149 °F)
Relative humidity range	5 - 95% RH
Storage temperature range	-40 °C to +70 °C (-40 °F to 158 °F)
Max. operating altitude	4,000 m (13,123 ft.)

Standard Compliance (more available upon request)	
Certificate	CE, Type Approval for Thailand, MIC

Inverter Compatibility	
Inverter model	SUN2000-2/3/3.68/4/4.6/5/6KTL-L1 SUN2000-3/4/5/6/8/10KTL-M0/M1 SUN2000-12/15/17/20KTL-M0/M2 SUN2000-60KTL-M0 SUN2000-100KTL-M1

1: To ensure stable data transmission, Huawei suggests 4G dongle to be installed in areas with stable mobile signal (2G signal ≥4 bars, 3G/4G signal ≥3 bars).
2: 3rd-party management system shall match the communication protocol with Huawei Smart Dongle.
3: For recommended carriers list and details on supported frequencies, please contact local distributors.

Smart Power Sensor



Accurate

Class 1 measurement accuracy



Simple & Easy

LCD display, easy to set and check

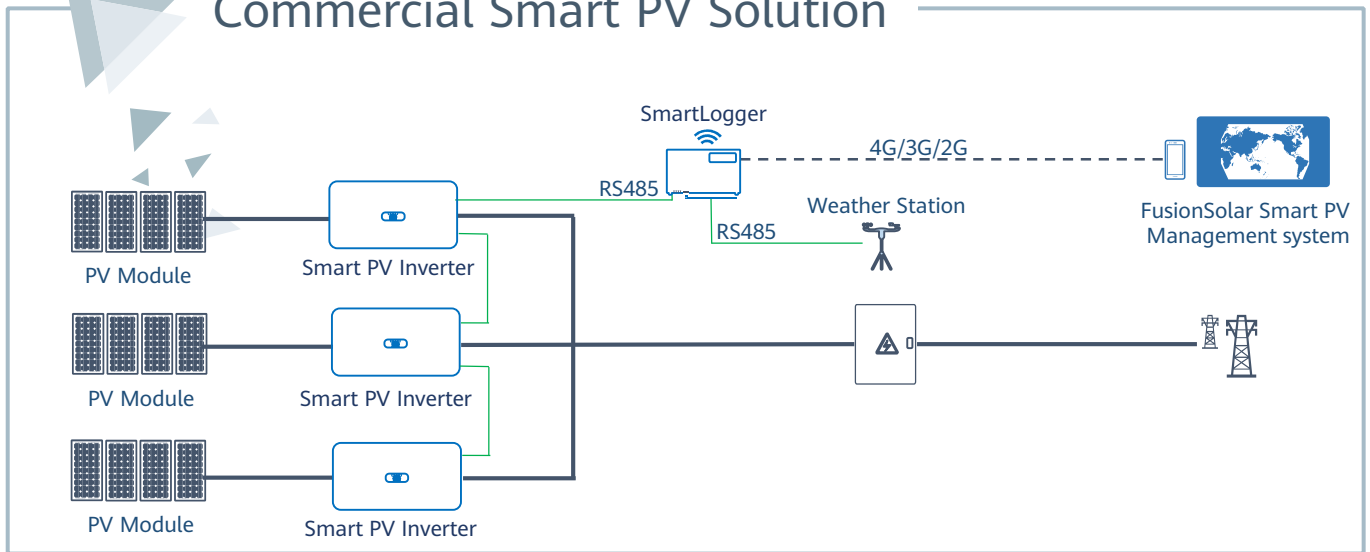


Energy Efficient

Overall power consumption ≤ 1 W

Technical Specification	DDSU666-H	DTSU666-H	DTSU666-H 250A/50mA
General Data			
Dimension (H x W x D)	100 x 36 x 65.5 mm (3.9 x 1.4 x 2.6 inch)	100 x 72 x 65.5 mm (3.9 x 2.8 x 2.6 inch)	100 x 72 x 65.5 mm (3.9 x 2.8 x 2.6 inch)
Mounting type	DIN35 Rail		
Weight (including cables)	1.2 kg (2.6 lb)	1.5 kg (3.3 lb)	1.5 kg (3.3 lb)
Power Supply			
Power grid type	1P2W	3P4W	3P4W/3P3W
Input voltage (phase voltage)	176 Vac ~ 288 Vac		
Power consumption	≤ 0.8 W	≤ 1 W	≤ 1 W
Measurement Range			
Line voltage	/	304 Vac ~ 499 Vac	304 Vac ~ 499 Vac
Phase voltage	176 Vac ~ 288 Vac		
Current	0 ~ 100 A	0 ~ 100 A	0 ~ 250 A
Measurement Accuracy			
Voltage	± 0.5 %		
Current / Power / Energy	± 1 %		
Frequency	± 0.01 Hz		
Communication			
Interface	RS485		
Baud rate	9,600 bps		
Communication protocol	Modbus-RTU		
Environment			
Operating temperature range	-25 °C ~ 60 °C		
Storage temperature range	-40 °C ~ 70 °C		
Operating humidity	5 %RH ~ 95 %RH (non-condensing)		
Others			
Accessories	RS485 Cable (10 m / 33 ft.)		
	1 CT 100A / 40mA (5 m / 16.4 ft.)	3 CT 100A / 40mA (5 m / 16.4 ft.)	3 CT 250A / 50mA (5 m / 16.4 ft.)

Commercial Smart PV Solution



Active Safety	Higher Yields	Maintenance Free
<p>AI Powered Active Arcing Protection</p> <p>C&I Tailored Enhanced Arcing Protection</p>	<p>2 Strings per MPPT, More Energy Yields</p> <p>Built-in PID Recovery, Secure Better Module Performance</p>	<p>No Fuse & Other Quick-wear Parts, Inverter Touch Free</p> <p>Online Smart I-V Curve Diagnosis, Module Touch Free</p>



Smart PV Controller



Active Safety

AI Powered Arcing Protection



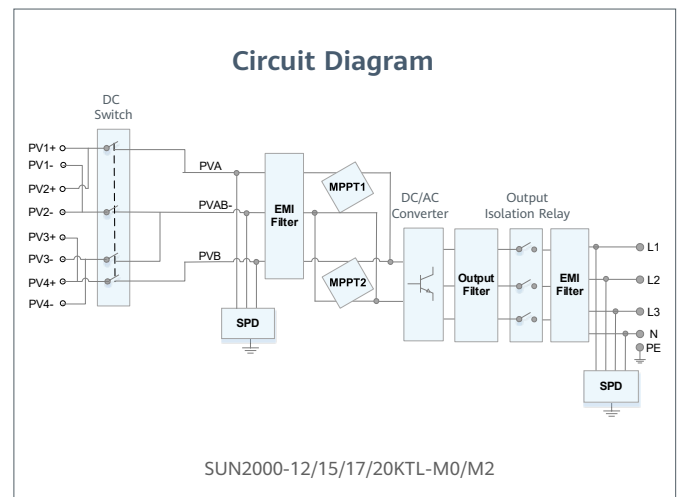
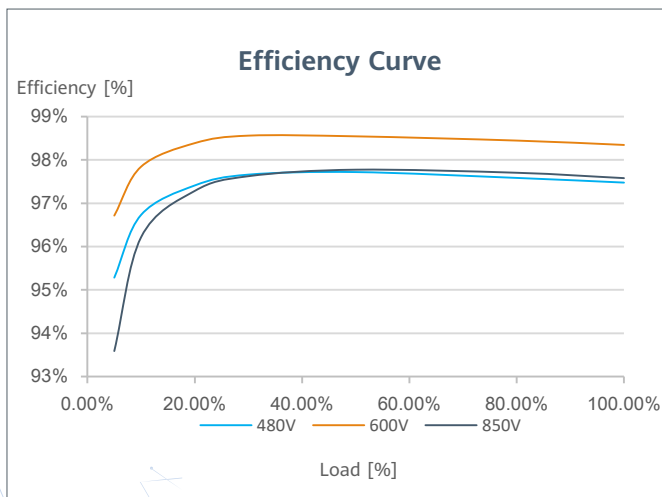
Higher Yields

Up to 30% More Energy with Optimizer ¹



Flexible Communication

WLAN, Fast Ethernet, 4G
Communication Supported



¹ Only applicable to SUN2000-12/15/17/20KTL-M2 inverter.

SUN2000-12/15/17/20KTL-M2 Technical Specification

Technical Specification	SUN2000 -12KTL-M2	SUN2000 -15KTL-M2	SUN2000 -17KTL-M2	SUN2000 -20KTL-M2
-------------------------	----------------------	----------------------	----------------------	----------------------

Efficiency

Max. efficiency	98.50%	98.65%	98.65%	98.65%
European weighted efficiency	98.00%	98.30%	98.30%	98.30%

Input

Recommended max. PV power ¹	18,000 Wp	22,500 Wp	25,500 Wp	30,000 Wp
Max. input voltage ²	1,080 V			
Operating voltage range ³	160 V ~ 950 V			
Start-up voltage	200 V			
Rated input voltage	600 V			
Max. input current per MPPT	22 A			
Max. short-circuit current	30 A			
Number of MPP trackers	2			
Max. input number per MPP tracker	2			

Output

	Three phase			
Grid connection	Three phase			
Rated output power	12,000 W	15,000 W	17,000 W	20,000 W
Max. apparent power	13,200 VA	16,500 VA	18,700 VA	22,000 VA
Rated output voltage	220 Vac / 380 Vac, 230 Vac / 400 Vac, 3W + N + PE			
Rated AC grid frequency	50 Hz / 60 Hz			
Max. output current	20 A	25.2 A	28.5 A	33.5 A
Adjustable power factor	0.8 leading ... 0.8 lagging			
Max. total harmonic distortion	≤ 3 %			

Features & Protections

Input-side disconnection device	Yes
Anti-islanding protection	Yes
AC over-current protection	Yes
AC short-circuit protection	Yes
AC over-voltage protection	Yes
DC reverse-polarity protection	Yes
DC surge protection	TYPE II
AC surge protection	Yes, compatible with TYPE II protection class according to EN/IEC 61643-11
Residual current monitoring unit	Yes
Arc fault protection	Yes
Ripple receiver control	Yes
Integrated PID recovery ⁴	Yes

General Data

Operation temperature range	-25 ~ +60 °C (-13 °F ~ 140 °F)
Relative humidity	0 % RH ~ 100% RH
Max. operating altitude	0 ~ 4,000 m (13,123 ft.) (Derating above 2000 m)
Cooling	Natural Convection
Display	LED Indicators; Integrated WLAN + FusionSolar App
Communication	RS485; WLAN/Ethernet via Smart Dongle-WLAN-FE (Optional) 4G / 3G / 2G via Smart Dongle-4G (Optional)
Weight (with mounting plate)	25 kg
Dimensions (W x H x D) (incl. mounting plate)	525 x 470 x 262 mm (20.7 x 18.5 x 10.3 inch)
Degree of protection	IP65
Nighttime Power Consumption	< 5.5 W ⁵

Optimizer Compatibility

DC MBUS compatible optimizer	SUN2000-450W-P
------------------------------	----------------

Standard Compliance (more available upon request)

Safety	EN/IEC 62109-1, EN/IEC 62109-2
Grid connection standards	G98, G99, EN 50549, CEI 0-21, CEI 0-16, VDE-AR-N-4105, VDE-AR-N-4110, AS 4777.2, C10/11, ABNT, VFR 2019, RD 1699, RD 661, PO 12.3, TOR D4, IEC61727, IEC62116, DEWA

¹ Inverter max input PV power is 40,000 Wp when long strings are designed and fully connected with SUN2000-450W-P power optimizers.

² The maximum input voltage is the upper limit of the DC voltage. Any higher input DC voltage would probably damage inverter.

³ Any DC input voltage beyond the operating voltage range may result in inverter improper operating.

⁴ SUN2000-12~20KTL-M2 raises potential between PV- and ground to above zero through integrated PID recovery function to recover module degradation from PID. Supported module types include: P-type (mono, poly)

⁵ <10 W when PID recovery function is activated.

SUN2000-30/36/40KTL-M3 Smart PV Controller



Smart

8 strings intelligent monitoring



Efficient

Max. efficiency 98.7%



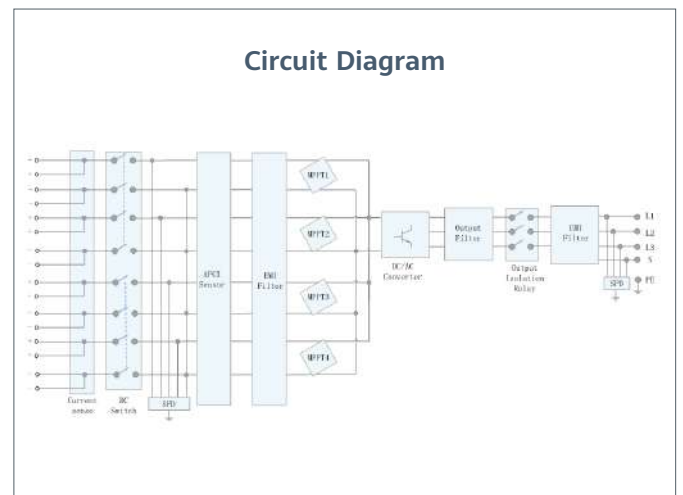
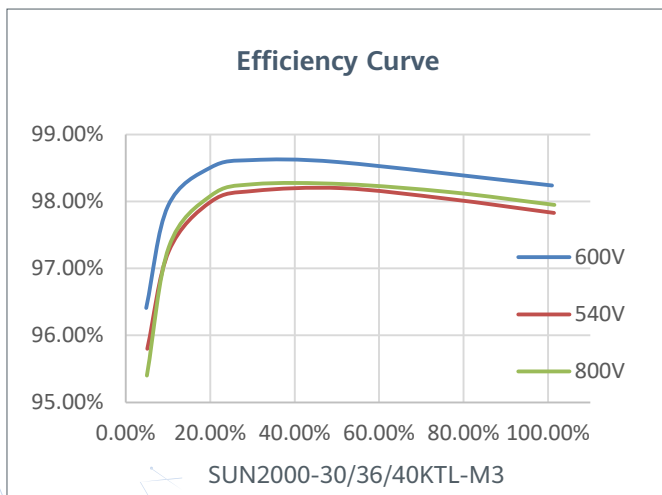
Safe

Fuse free design



Reliable

Type II surge arresters for DC & AC



SUN2000-30/36/40KTL-M3
Technical Specification

Technical Specification	SUN2000-30KTL-M3	SUN2000-36KTL-M3	SUN2000-40KTL-M3
-------------------------	------------------	------------------	------------------

Efficiency

Max. Efficiency	98.7%		
European Efficiency	98.4%		

Input

Max. Input Voltage ¹	1,100 V		
Max. Current per MPPT	26 A		
Max. Short Circuit Current per MPPT	40 A		
Start Voltage	200 V		
MPPT Operating Voltage Range ²	200 V ~ 1000 V		
Rated Input Voltage	600 V		
Number of Inputs	8		
Number of MPP Trackers	4		

Output

Rated AC Active Power	30,000 W	36,000 W	40,000 W
Max. AC Apparent Power	33,000 VA ³	40,000 VA	44,000 VA
Rated Output Voltage	230 Vac / 400 Vac / 480 Vac, 3W/N+PE		
Rated AC Grid Frequency	50 Hz / 60 Hz		
Rated Output Current	43.3 A	52.0 A	57.8 A
Max. Output Current	47.9 A	58.0 A	63.8 A
Adjustable Power Factor Range	0.8 LG ... 0.8 LD		
Max. Total Harmonic Distortion	< 3%		

Protection

Input-side Disconnection Device	Yes		
Anti-islanding Protection	Yes		
AC Overcurrent Protection	Yes		
DC Reverse-polarity Protection	Yes		
PV-array String Fault Monitoring	Yes		
DC Surge Arrester	Yes		
AC Surge Arrester	Yes		
DC Insulation Resistance Detection	Yes		
Residual Current Monitoring Unit	Yes		
Arc Fault Protection	Yes		
Ripple Receiver Control	Yes		
Integrated PID Recovery ⁴	Yes		

Communication

Display	LED Indicators, Integrated WLAN + FusionSolar APP		
RS485	Yes		
Smart Dongle	WLAN/Ethernet via Smart Dongle-WLAN-FE (Optional) 4G / 3G / 2G via Smart Dongle-4G (Optional)		
Monitoring BUS (MBUS)	Yes (Isolation Transformer required)		

General Data

Dimensions (W x H x D)	640 x 530 x 270 mm (25.2 x 20.9 x 10.6 inch)		
Weight (with mounting plate)	43 kg (94.8 lb)		
Operating Temperature Range	-25 ~ + 60 °C (-13 °F ~ 140 °F)		
Cooling Method	Natural Convection		
Max. Operating Altitude	0 - 4,000 m (13,123 ft.)		
Relative Humidity	0% RH ~ 100% RH		
DC Connector	Staubli MC4		
AC Connector	Waterproof Connector + OT/DT Terminal		
Protection Degree	IP 66		
Topology	Transformerless		
Nighttime Power Consumption	≤ 5.5W		

Optimizer Compatibility

DC MBUS Compatible Optimizer	SUN2000-450W-P		
------------------------------	----------------	--	--

Standard Compliance (more available upon request)

Safety	EN 62109-1/-2, IEC 62109-1/-2, EN 50530, IEC 62116, IEC 60068, IEC 61683		
Grid Connection Standards	IEC 61727, VDE-AR-N4105, VDE 0126-1-1, BDEW, G59/3, UTE C 15-712-1, CEI 0-16, CEI 0-21, RD 661, RD 1699, P.O. 12.3, RD 413, EN-50438-Turkey, EN-50438-Ireland, C10/11, MEA, Resolution No.7, NRS 097-2-1, AS/NZS 4777.2, DEWA		

1. The maximum input voltage is the upper limit of the DC voltage. Any higher input DC voltage would probably damage inverter.
2. Any DC input voltage beyond the operating voltage range may result in inverter improper operating.
3. For Austria, German, Belgium & Ukraine the Max. AC Apparent Power will not exceed 30,000 VA (with regard to grid code: VDE-AR-N-4105, C10/11 & Austria)
4. SUN2000-30-40KTL-M3 raises potential between PV- and ground to above zero through integrated PID recovery function to recover module degradation from PID. Supported module types include: P-type (mono, poly), N-type (nPERT, HIT)

SUN2000-60KTL-M0 Smart PV Controller



Smart

12 strings intelligent monitoring



Efficient

Max. efficiency 98.7%



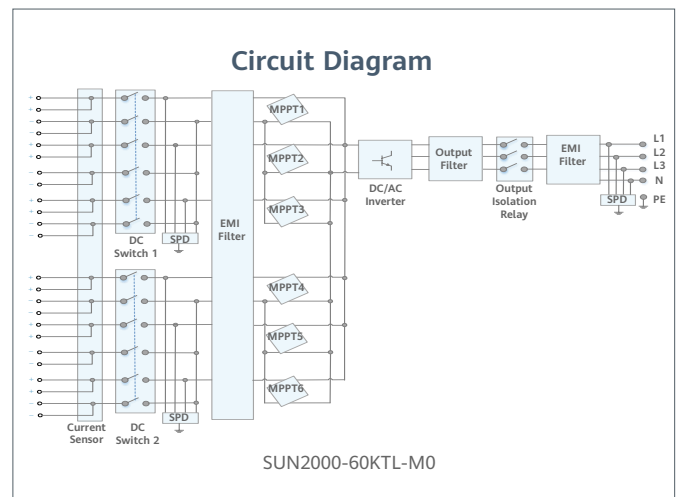
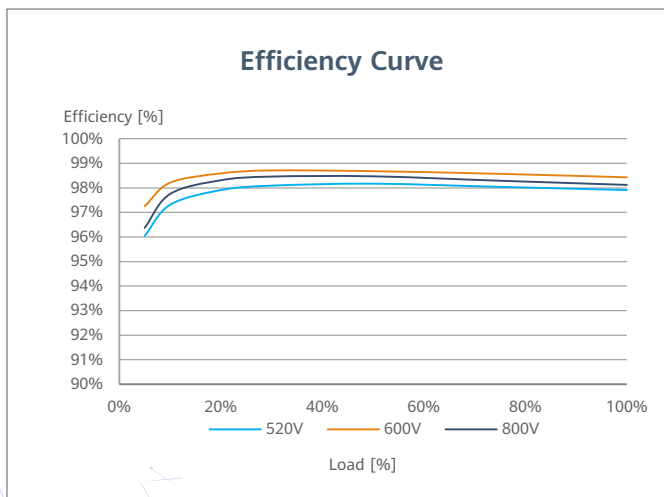
Safe

Fuse free design



Reliable

Type II surge arresters for DC & AC



Technical Specification	SUN2000-60KTL-M0
-------------------------	------------------

Efficiency	
Max. efficiency	98.9% @480 V; 98.7% @380 V / 400 V
European efficiency	98.7% @480 V; 98.5% @380 V / 400 V

Input	
Max. Input Voltage ¹	1,100 V
Max. Current per MPPT	22 A
Max. Short Circuit Current per MPPT	30 A
Start Voltage	200 V
MPPT Operating Voltage Range ²	200 V ~ 1,000 V
Rated Input Voltage	600 V @380 Vac / 400 Vac; 720 V @480 Vac
Number of MPP trackers	6
Max. input number per MPP tracker	2

Output	
Rated AC Active Power	60,000 W
Max. AC Apparent Power	66,000 VA
Max. AC Active Power (cosφ=1)	66,000 W
Rated Output Voltage	220 V / 380 V, 230 V / 400 V, default 3W + N + PE; 3W + PE optional in settings; 277 V / 480 V, 3W + PE
Rated AC Grid Frequency	50 Hz / 60 Hz
Rated Output Current	91.2 A @380 V, 86.7 A @400 V, 72.2 A @480 V
Max. Output Current	100 A @380 V, 95.3 A @400 V, 79.4 A @480 V
Adjustable Power Factor Range	0.8 leading... 0.8 lagging
Max. Total Harmonic Distortion	< 3%

Protection	
Input-side Disconnection Device	Yes
Anti-islanding Protection	Yes
AC Overcurrent Protection	Yes
DC Reverse-polarity Protection	Yes
PV-array String Fault Monitoring	Yes
DC Surge Arrester	Type II
AC Surge Arrester	Type II
DC Insulation Resistance Detection	Yes
Residual Current Monitoring Unit	Yes

Communication	
Display	LED indicators; WLAN adaptor + FusionSolar APP
RS485	Yes
USB	Yes
Monitoring BUS (MBUS)	Yes (isolation transformer required)
Smart Dongle-4G	Yes

General Data	
Dimensions (W x H x D)	1,075 x 555 x 300 mm (42.3 x 21.9 x 11.8 inch)
Weight (with mounting plate)	74 kg (163.1 lb.)
Operating Temperature Range	-25°C ~ 60°C (-13°F ~ 140°F)
Cooling Method	Natural Convection
Max. Operating Altitude	4,000 m (13,123 ft.)
Relative Humidity	0 ~ 100%
DC Connector	Amphenol Helios H4
AC Connector	Waterproof PG Terminal + Terminal Clamp
Protection Degree	IP65
Topology	Transformerless
Nighttime Power Consumption	< 2 W

Standard Compliance (more available upon request)	
Certificate	EN 62109-1/-2, IEC 62109-1/-2, EN 50530, IEC 62116, IEC 60068, IEC 61683
Grid Connection Standards	IEC 61727, VDE-AR-N4105, VDE 0126-1-1, BDEW, VDE 4120, UTE C 15-712-1, CEI 0-16, CEI 0-21, RD 661, RD 1699, P.O. 12.3, RD 413, EN-50438-Turkey, EN-50438-Ireland, C10/11

*1 The maximum input voltage is the upper limit of the DC voltage. Any higher input DC voltage would probably damage inverter.
 *2 Any DC input voltage beyond the operating voltage range may result in inverter improper operating.

SUN2000-100KTL-M1 Smart PV Controller



10
MPP Trackers



98.8% (@480V)
Max. Efficiency



String-level
Management



Smart I-V Curve Diagnosis
Supported



MBUS
Supported



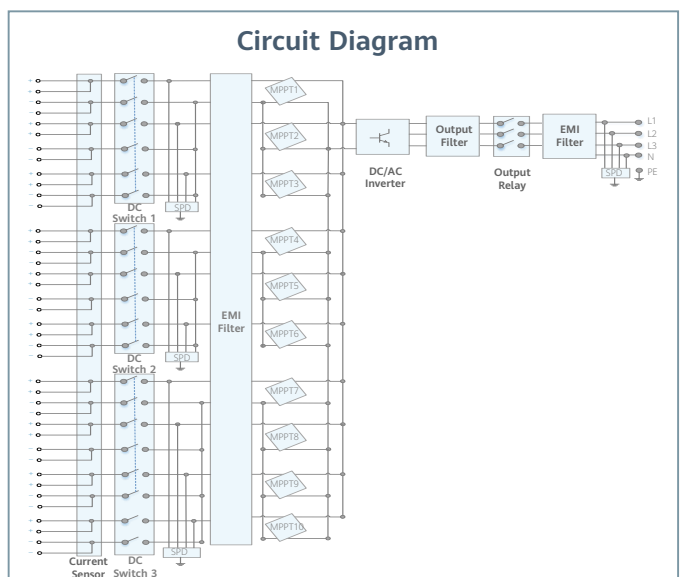
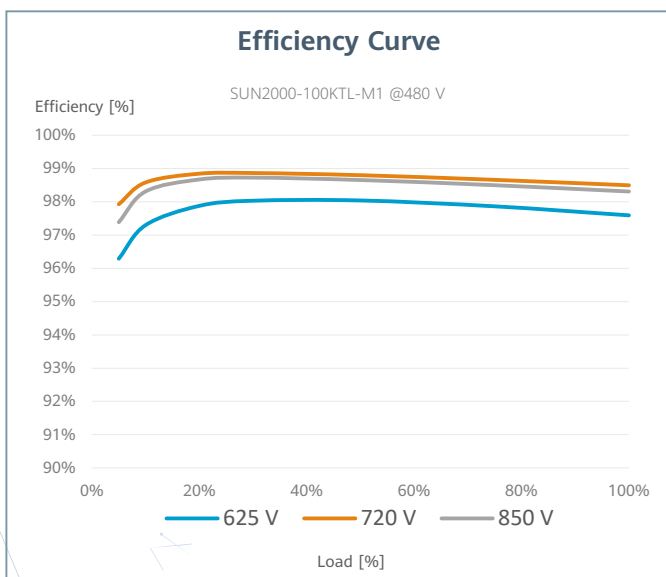
Fuse Free
Design



Surge Arresters for
DC & AC



IP66
Protection



Technical Specification		SUN2000-100KTL-M1
Efficiency		
Max. efficiency	98.8% @480 V, 98.6% @380 V / 400 V	
European efficiency	98.6% @480 V, 98.4% @380 V / 400 V	
Input		
Max. Input Voltage ¹	1,100 V	
Max. Current per MPPT	26 A	
Max. Short Circuit Current per MPPT	40 A	
Start Voltage	200 V	
MPPT Operating Voltage Range ²	200 V ~ 1,000 V	
Nominal Input Voltage	720 V @480 Vac, 600 V @400 Vac, 570 V @380 Vac	
Number of MPP trackers	10	
Max. input number per MPP tracker	2	
Output		
Nominal AC Active Power	100,000 W	
Max. AC Apparent Power	110,000 VA	
Max. AC Active Power (cosφ=1)	110,000 W	
Nominal Output Voltage	480 V/ 400 V/ 380 V, 3W+(N)+PE	
Rated AC Grid Frequency	50 Hz / 60 Hz	
Nominal Output Current	120.3 A @480 V, 144.4 A @400 V, 152.0 A @380 V	
Max. Output Current	133.7 A @480 V, 160.4 A @400 V, 168.8 A @380 V	
Adjustable Power Factor Range	0.8 leading... 0.8 lagging	
Max. Total Harmonic Distortion	< 3%	
Protection		
Input-side Disconnection Device	Yes	
Anti-islanding Protection	Yes	
AC Overcurrent Protection	Yes	
DC Reverse-polarity Protection	Yes	
PV-array String Fault Monitoring	Yes	
DC Surge Arrester	Type II	
AC Surge Arrester	Type II	
DC Insulation Resistance Detection	Yes	
Residual Current Monitoring Unit	Yes	
Arc Fault Protection	Optional	
Communication		
Display	LED indicators; WLAN adaptor + FusionSolar APP	
RS485	Yes	
USB	Yes	
Smart Dongle-4G	Yes	
Monitoring BUS (MBUS)	Yes (isolation transformer required)	
General Data		
Dimensions (W x H x D)	1,035 x 700 x 365 mm	
Weight (with mounting plate)	90 kg	
Operating Temperature Range	-25°C ~ 60°C	
Cooling Method	Smart Air Cooling	
Max. Operating Altitude without Derating	4,000 m	
Relative Humidity	0 ~ 100%	
DC Connector	Staubli MC4	
AC Connector	Waterproof Connector + OT/DT Terminal	
Protection Degree	IP66	
Topology	Transformerless	
Nighttime Power Consumption	< 3.5 W	
Standard Compliance (more available upon request)		
Certificate	EN 62109-1/-2, IEC 62109-1/-2, EN 50530, IEC 62116, IEC 61727, IEC 60068, IEC 61683	
Grid Connection Standards	VDE-AR-N4105, EN 50549-1, EN 50549-2, RD 661, RD 1699, C10/11	

*1 The maximum input voltage is the upper limit of the DC voltage. Any higher input DC voltage would probably damage inverter.

*2 Any DC input voltage beyond the operating voltage range may result in inverter improper operating.

SmartLogger3000A



Smart

Smart zero export control design



Simple

Easy to install on site



Reliable

Safety by lightning protection module

Technical Specification	SmartLogger3000A03EU	SmartLogger3000A01EU
Device Management		
Max. Number of Connected Devices	80	
Communication Interface		
WAN	WAN x 1, 10 / 100 / 1000 Mbps	
LAN	LAN x 1, 10 / 100 / 1000 Mbps	
RS485	COM x 3, 1200 / 2400 / 4800 / 9600 / 19200 / 115200 bps, 1000 m	
MBUS	MBUS x 1, 115.2 kbps, Compatible with PLC	No MBUS Communication Interface
2G / 3G / 4G ¹	LTE(FDD) : B1,B2,B3,B4,B5,B7,B8,B20 DC-HSPA+/HSPA+/HSPA/UMTS : 850/900/1900/2100 MHz GSM/GPRS/EDGE: 850/900/1800/1900 MHz ²	
Digital / Analog Input / Output	DI x 4, DO x 2, AI x 4	
Active DO	12V, 100mA (connection with relay, sensor)	
Communication Protocol		
Ethernet	Modbus-TCP, IEC 60870-5-104	
RS485	Modbus-RTU, IEC 60870-5-103 (standard), DL / T645	
Interaction		
LED	LED Indicator x 3 – RUN, ALM, 4G	
WEB	Embedded Web	
USB	USB 2.0 x 1	
APP	Communication by WLAN for Commissioning	
Environment		
Operating Temperature Range	-40°C ~ 60°C (-40°F ~ 140°F)	
Storage Temperature	-40°C ~ 70°C (-40°F ~ 158°F)	
Relative Humidity (Non-condensing)	5% ~ 95%	
Max. Operating Altitude	4,000 m (13,123 ft.)	
Electrical		
AC Power Supply	100 V ~ 240 V, 50 Hz / 60 Hz	
DC Power Supply	12 V / 24 V	
Power Consumption	Typical 8 W, Max. 15 W	
Mechanical		
Dimensions (W x H x D)	225 x 160 x 44 mm (8.9 x 6.3 x 1.7 inch, without mounting ears and antenna)	
Weight	2 kg (4.4 lb.)	
Protection Degree	IP20	
Installation Options	Wall Mounting, DIN Rail Mounting, Tabletop Mounting	

*1: When putting inside metal box, extended antenna will be needed.

*2: For recommended carriers list and details on supported frequencies, please contact local distributors.

FusionSolar Smart PV Management System



Better experience

- One APP for all access procedure
- Auto-definition of local components
- Module auto-mapping within 5s



Energy visualization

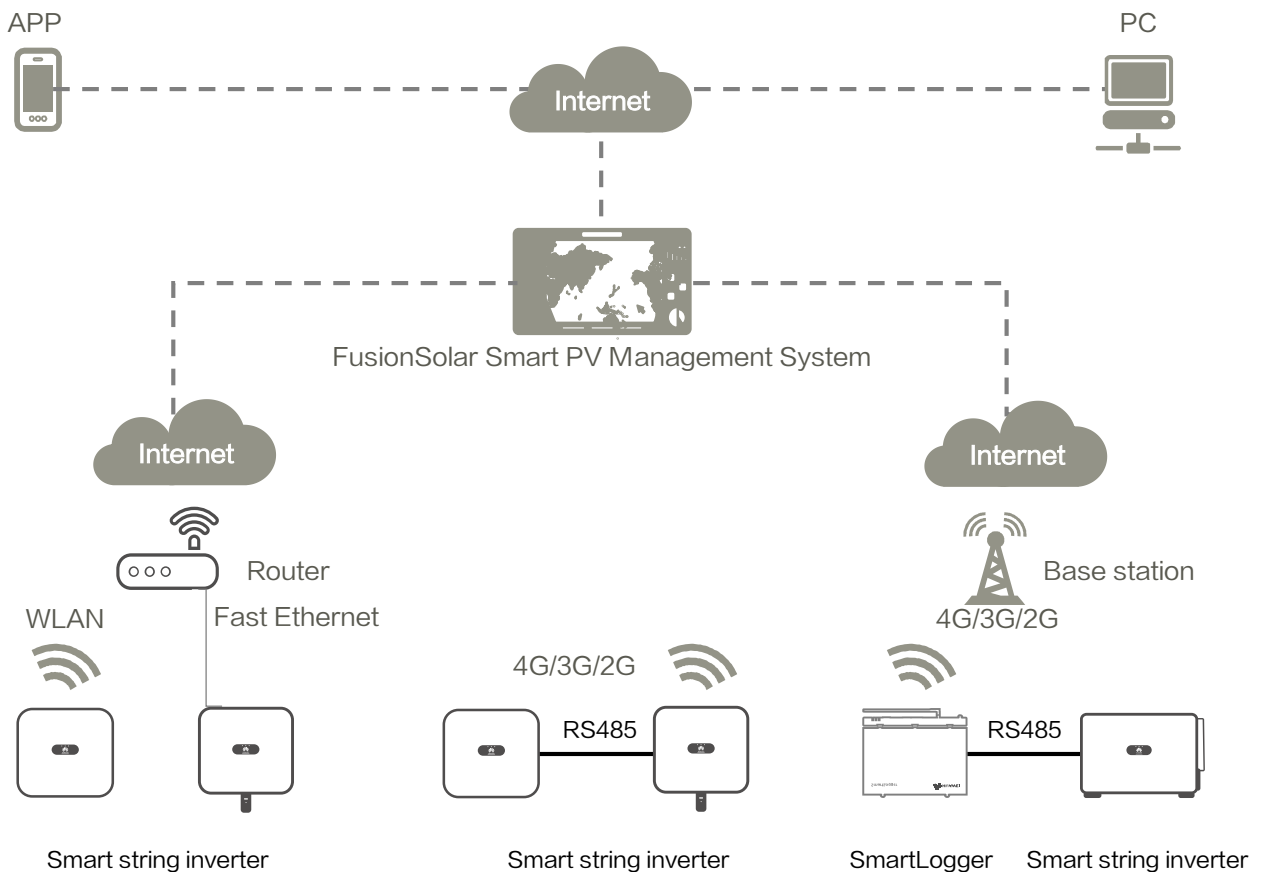
- KPI Dashboard, centralized management of multiple plants
- Module-level monitoring
- Report subscription and real-time alarm push



Smart O&M

- One-screen mgmt. of site, personnel, status
- One-click ticket dispatching & site navigation
- Online Smart I-V Curve Diagnosis, 15mins required for a 100MW plant diagnosis

Networking



FusionSolar Smart PV Management System

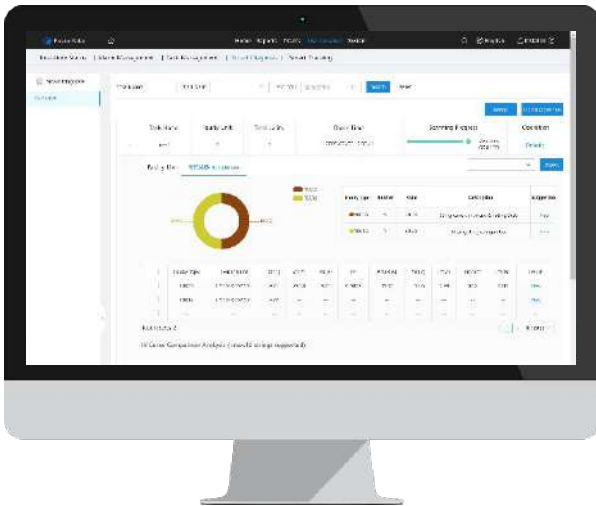


Category	Function	Web	APP
Homepage	PV Plants List	●	●
	Add Plant	●	●
Report Management	Plant Report	●	
	Inverter Report	●	
	Battery Report	●	
Device Management	Device Details	●	●
	Remote Parameter Setting	●	
	Remote Optimizer Search	●	
Intelligent O&M	Real-time Status	●	
	Alarm Management	●	●
	Task Management	●	●
	Smart IV-Curve Diagnose	●	
KPI Dashboard	KPI Dashboard	●	
Homepage of Single Plant	Energy Flow	●	●
	Energy Management	●	●
	Plant Layout	●	●
	Kiosk Mode	●	
System Setting	Plant Management	●	●
	Company Management	●	
Demo	Demo Site	●	●

Smart I-V Curve Diagnosis



Smart I-V Curve Diagnosis is able to carry out online I-V curve analysis on entire strings with advanced diagnosis algorithm. The scanning would help to find out and identify the strings with low performance or faults, which would help to achieve proactive maintenance, higher O&M efficiency and lower operation cost.



Smart

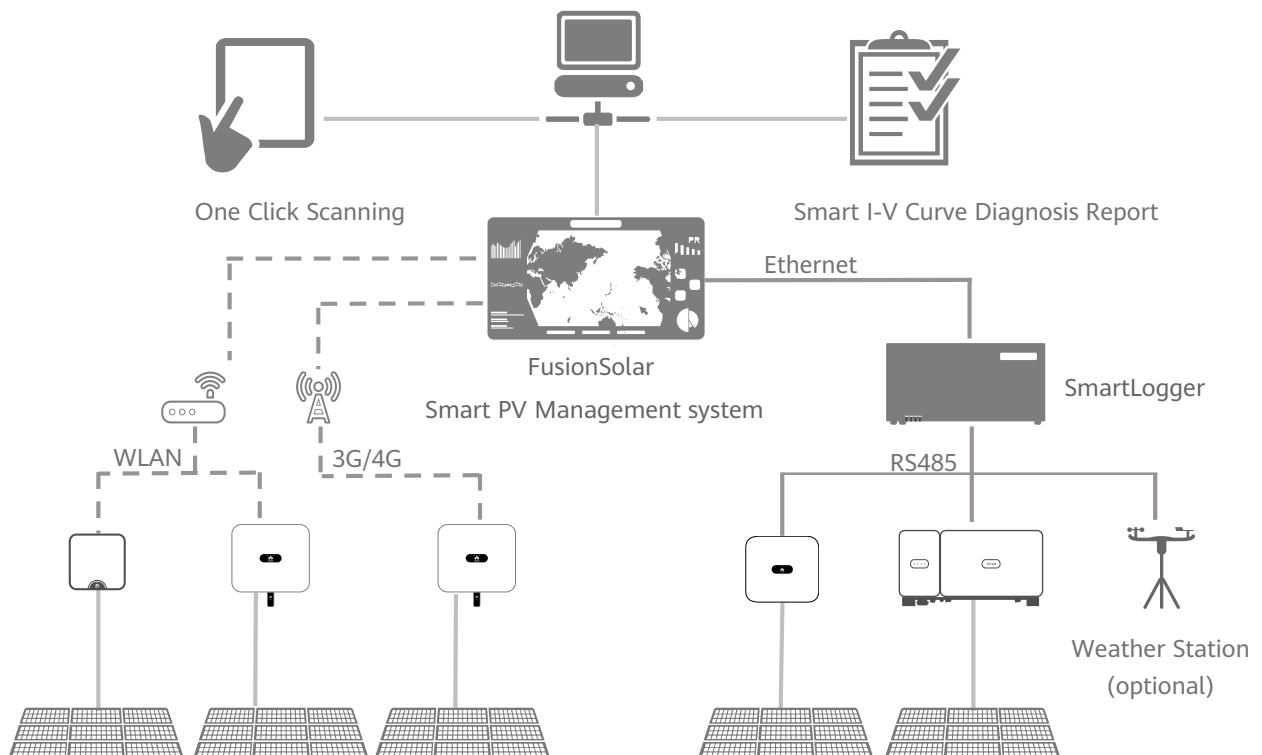
- Support plant-level, array-level and inverter-level analysis and diagnosis
- Automatically identify different failure types and provide recovery suggestion




Efficient

- One-click scanning without onsite experts or equipment
- Online I-V curve scanning on entire strings of 5 MW plant within 5min
- Automatic report generation of 5 MW plant within 15min

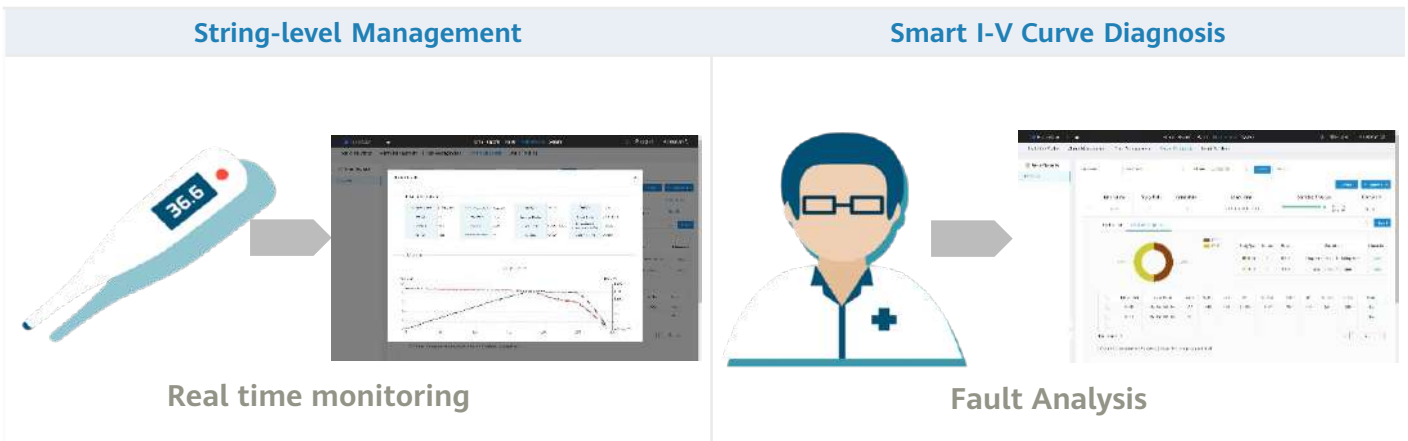
Network



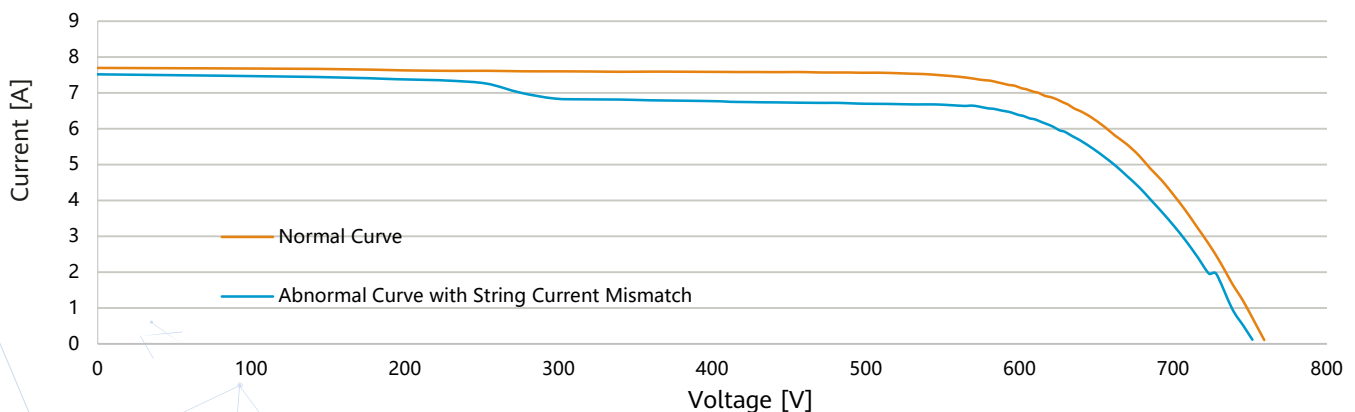
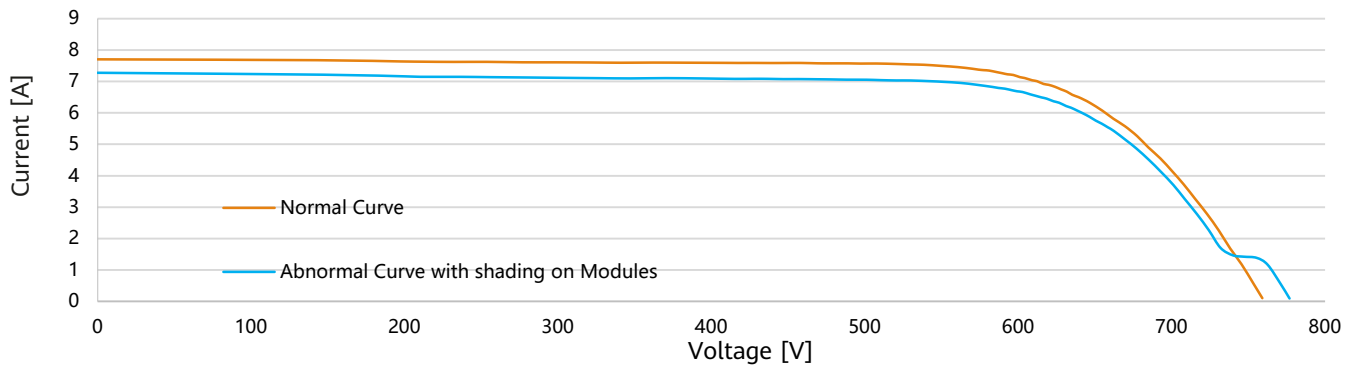
Smart I-V Curve Diagnosis

Technical Specifications	Smart I-V Curve Diagnosis
Smart PV Inverter	SUN2000-2/3/3.68/4/4.6/5/6KTL-L1*, SUN2000-3/4/5/6/8/10KTL-M0, SUN2000-12/15/17/20KTL-M0, SUN2000-33KTL-A/36KTL, SUN2000-60KTL-M0, SUN2000-100KTL-M1
Communication	SmartLogger3000A, Smart Dongle-WLAN-FE/4G
Management System	FusionSolar Smart PV Management System, NetEco1000s
Scanning Time	< 1s (1 string)
Sampling Points per I-V Curve	128
Certification	 TÜVRheinland® TUV

* I-V curve diagnosis is not supported when inverter is connected with power optimizer.



String I-V Curve Comparison





1.8kWp

Residential PV System in Amsterdam, Netherlands

System Configuration

- 6 × 300Wp modules
- 6 × 450W optimizers
- SUN2000L-2KTL-L1

COD

July, 2020



25kWp

Residential PV System in Hungary

System Configuration

- 84 × 295Wp modules
- SUN2000-20KTL-M0

COD

May, 2019



12KWp

Residential PV System in Oosterzele, Belgium

COD

Mar 2016

System Configuration

- 36 × 340Wp Modules
- SUN2000-8KTL-M0



33kWp

Residential PV system in Hanadacho Chokushi, Japan

COD

April, 2018

System Configuration

- 120 × 275Wp modules
- 8 × SUN2000L-4.125KTL-JP
- SmartACBox12in1



85.8KWp

Distributed PV System in Brazil

System Configuration

- 264 x 325Wp modules
- 2 x SUN2000-36KTL

COD
Feb, 2018



2.8MWp

Distributed PV system at Singapore Changi Airport

System Configuration

- SUN2000-36KTL

COD
Dec, 2016



1MWp

Distributed PV System in Kuala Lumpur, Malaysia

System Configuration

- SUN2000-36KTL

COD
Mar 2016



1.25MWp

Distributed PV System in South Africa

System Configuration

- SUN2000-60KTL



COD
Sep, 2019



Copyright © Huawei Technologies Co., Ltd.2020 All rights reserved.

No part of this document may be reproduced or transmitted in any form or by any means without prior written consent of Huawei Technologies Co., Ltd.

Trademark Notice

 HUAWEI and  are trademarks or registered remarks of Huawei Technologies Co., Ltd. Other trademarks, product service and company names mentioned are the property of their respective owners.

General Disclaimer

The information in this document may contain predictive statements including, without limitation, statements regarding the future financial and operating results, future product portfolio, new technology, etc. There are a number of factors that could cause actual results and developments to differ materially from those expressed or implied in the predictive statements. Therefore, such information is provided for reference purpose only and constitutes neither an offer nor an acceptance. Huawei may change the information at any time without notice.

HUAWEI TECHNOLOGIES Dusseldorf GmbH
Südwestpark 37,90449 Nürnberg, Deutschland
Hotline: +80 03 38 88 888
Email: eu_inverter_support@huawei.com

HUAWEI TECHNOLOGIES CO., LTD.
Huawei Industrial Base, Bantian Longgang
Shenzhen 518129, P.R. China
Tel: 400-822-9999
Version No.: 04-(20201006)
solar.huawei.com



Iris Hellas
Technology Innovations
www.irishellas.com